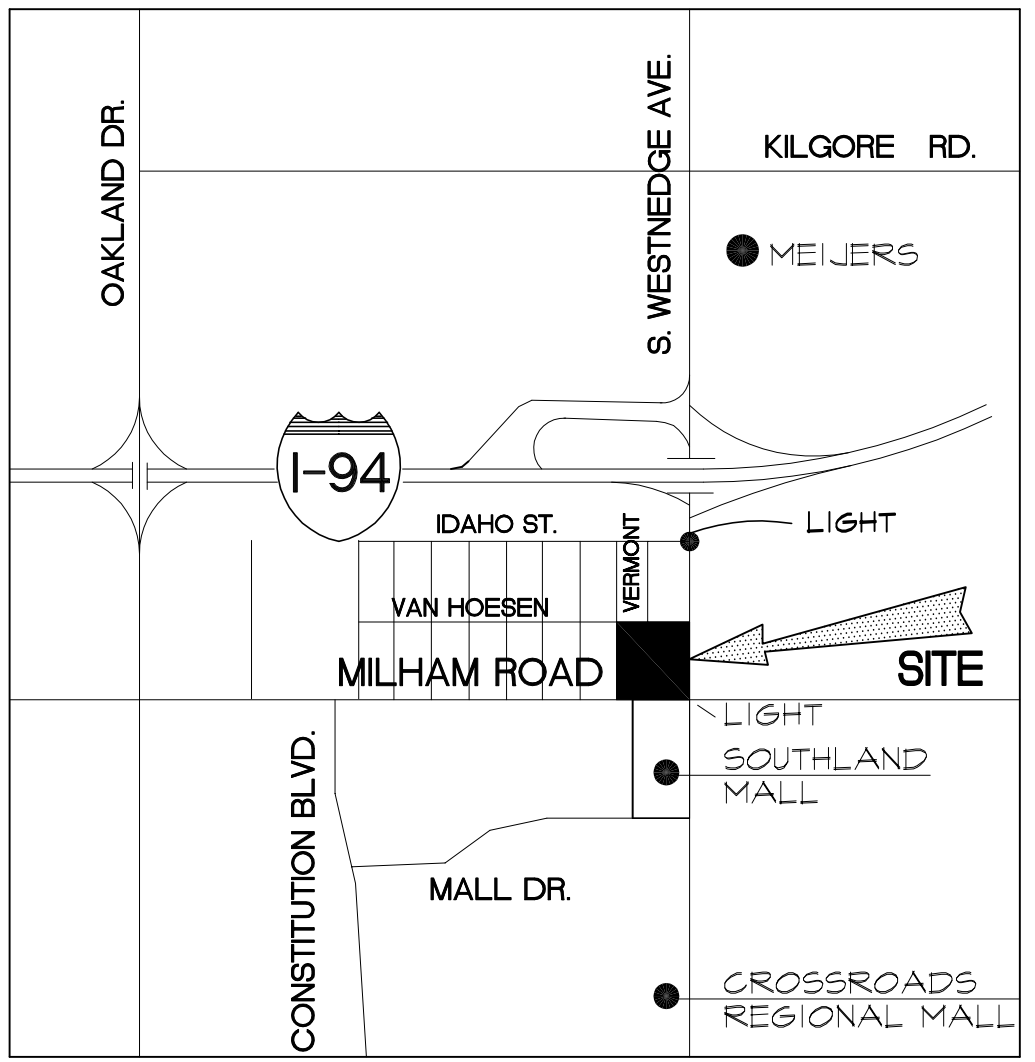


**A&W ACQUISITIONS SITE PLAN KEY**

NO.	TENANT	SIZE	AREA
01	AVAILABLE	80' x 25'	2,000 S.F.
02	PANERA BREAD	80' x 62'	4,960 S.F.
03	BED BATH & BEYOND	IRR x 139'	25,000 S.F.
04	BABIES R US	IRR x 125'4"	24,427 S.F.
05	AT&T WIRELESS	86' x 26'	2,270 S.F.
06	EXTRAVAGANCE SALON & SPA	44' x 26'	1,149 S.F.



**LOCATION MAP**  
NO SCALE

**SITE INFORMATION:**

LAND AREA = 292,672 sq. ft. (6.71 ACRES)  
ZONING = B-3 (GENERAL BUSINESS)

**BUILDING INFORMATION:**

BUILDING TYPE = IIB SPRINKLED & VB  
TOTAL BUILDING AREA = 59,810 SQ. FT.

**PARKING CALCULATIONS**


RETAIL/BANK AREA = 54,874 SQ. FT.  
54,850 sq. ft. x 80% = 43,880 sq. ft./150 sq. ft. =  
PARKING SPACES REQUIRED = 292 SPACES.  
RESTAURANT AREA = 4,960 SQ. FT.  
4,960 sq. ft. x 50% = 2,480 sq. ft./75 sq. ft. =  
PARKING SPACES REQUIRED = 33 SPACES.  
TOTAL SPACES REQUIRED = 325 SPACES.

**PARKING SPACES PROVIDED:**

A&W SITE = 342 SPACES  
SHARED = 15 SPACES  
TOTAL = 327 SPACES

**S I T E P L A N**

SCALE: 1" = 40'

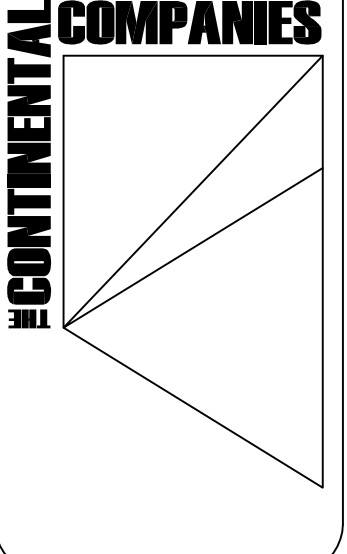


**MEYER C. WEINER COMPANY**  
BUILDERS/DEVELOPERS  
700 MALL DR. PORTAGE, MICHIGAN 49024  
DEVELOPERS SINCE 1948  
BUILDER TEL.: (269) 323-2441 FAX: (269) 323-3262

PROPOSED NEW RETAIL DEVELOPMENT FOR:

**MEYER C. WEINER CO. BUILDERS/DEVELOPERS**  
700 MALL DRIVE  
TEL. (269) 323-2441 FAX (269) 323-3262  
PORTAGE, MICHIGAN

8120 MOORBRIDGE RD.  
PORTAGE, MICHIGAN 49000  
PHONE 269.323.3500  
FAX 269.323.3768  
DESIGN C/M BUILD



REVISIONS:  
02/26/03  
03/25/03  
04/03/03  
04/07/03

DATE: 01/21/02  
PROJECT: 0020

